

CRAKGON-PLUS



Application

CRAKGON-PLUS has been specifically designed and developed for all weather conditions and is commonly used as a reinforcing membrane in waterproofing applications. The glass mesh in **CRAKGON-PLUS** provides exceptional dimensional stability to the membrane improving the tensile strength in both longitudinal and lateral directions. This, in turn, reinforces the waterproofing coating comprising resins such as Bitumen, modified Bitumen, Acrylics, Epoxy and Polyester. **CRAKGON-PLUS** can be used to waterproof or repair roofs, parapet-walls, gutters, flashings and underscreed applications. **CRAKGON-PLUS** is not affected by ultra violet, does not rot or burn, is moisture, acid and alkali resistant.



Technical Data

Product code	CRAKGON-PLUS
Mass	60 g/m ²
Nominal Thickness	0.40 mm (over mesh)
Mesh type	2x2 construction 2/34/68
Nominal Fibre diameter (microns)	16 µ
Binder type	Acrylic
Binder content	12-16% by mass
Moisture content	3% maximum

Glass content	80% minimum
Nominal tensile strength	
- Long	400N/50 mm
- Lateral	400N/50 mm
Nominal Pliability (strength after bending)	300N/50 mm
Standard width	1000±2 mm
Standard length	100±1 m

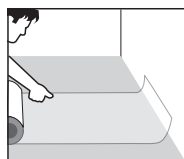
How to Use

CRAKGON-PLUS can be easily applied in 5 easy steps:



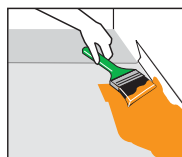
▶ **01**

Prepare the surface on which to apply CRAKGON-PLUS, making sure it is clean, dry, free of dust, grease, and loose or flaking paint or plaster.



▶ **02**

Unroll the CRAKGON-PLUS over the surface to be waterproofed, rising it over the skirting board level.



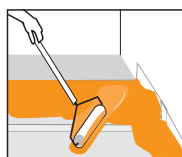
▶ **03**

Apply the first coat of paint or other recommended product to stick CRAKGON-PLUS to the surface, making sure it is fully absorbed by the membrane.



▶ **04**

Pour a reasonable quantity of paint or other recommended product over CRAKGON-PLUS and stretch it by using a roller, spatula, brush or any other appropriate tool.



▶ **05**

Repeat for the succeeding strips of CRAKGON-PLUS making sure to overlap by at least 5 centimetres. After the first coat has dried, the fibre pattern of CRAKGON-PLUS will be visible. Apply a second and third criss-crossed coats of paint in order to achieve the recommended thickness.

Notes

1. Store in cool, dry conditions.
2. The customer receiving the product shall be solely responsible as to the suitability of the product for the particular end use.
3. These specifications are subject to change by mutual agreement at the discretion of the company.
4. All goods are sold in terms of our Standard Conditions of Sale.